



PUERTO MORELOS
H. AYUNTAMIENTO 2018-2021
Evoluciona con rumbo!

MUNICIPIO DE PUERTO MORELOS, QUINTANA ROO.
TESORERIA MUNICIPAL
ESTADO ANALITICO DE INGRESOS
EJERCICIO : 2019
DEL 1 DE ENERO AL 30 DE JUNIO DEL 2019

| Rubro de Ingresos | Ingresos | | | | | Diferencia |
|--|-----------------------|----------------------------|-----------------------|-----------------------|-----------------------|------------------------|
| | Estimado | Ampliaciones y Reducciones | Modificado | Devengado | Recaudado | |
| Total | 378,883,458.00 | 22,143,962.00 | 401,027,420.00 | 222,409,732.29 | 223,818,263.29 | -177,209,156.71 |
| INGRESOS DERIVADOS DE FINANCIAMIENTOS | 0.00 | 19,000,000.00 | 19,000,000.00 | 19,000,000.00 | 19,000,000.00 | 0.00 |
| IMPUESTOS | 142,503,498.00 | 0.00 | 142,503,498.00 | 64,608,243.94 | 64,608,243.94 | -77,895,254.06 |
| DERECHOS | 79,748,861.00 | 0.00 | 79,748,861.00 | 70,550,926.69 | 70,692,709.69 | -9,056,151.31 |
| PRODUCTOS | 0.00 | 0.00 | 0.00 | 411,707.04 | 411,707.04 | 411,707.04 |
| PRODUCTOS DE TIPO CORRIENTE | 125,321.00 | 0.00 | 0.00 | 141,385.43 | 141,385.43 | 16,064.43 |
| PRODUCTOS DE CAPITAL | 0.00 | 0.00 | 0.00 | 0.00 | 0.00 | 0.00 |
| APROVECHAMIENTOS | 21,334,014.00 | 0.00 | 21,334,014.00 | 2,204,163.62 | 2,204,163.62 | -19,129,850.38 |
| APROVECHAMIENTOS DE TIPO CORRIENTE | 4,190,039.99 | 0.00 | 0.00 | 4,617,346.35 | 4,617,346.35 | 427,306.36 |
| APROVECHAMIENTOS DE CAPITAL | 0.00 | 0.00 | 0.00 | 0.00 | 0.00 | 0.00 |
| INGRESOS POR VENTA DE BIENES Y SERVICIOS | 0.00 | 0.00 | 0.00 | 234,685.00 | 234,685.00 | 234,685.00 |
| PARTICIPACIONES Y APORTACIONES | 135,297,085.00 | 3,143,962.00 | 138,441,047.00 | 65,400,006.00 | 66,666,754.00 | -71,774,293.00 |
| TRANSFERENCIAS, ASIGNACIONES, SUBSIDIOS Y OTRAS AYUDAS | 0.00 | 0.00 | 0.00 | 0.00 | 0.00 | 0.00 |



H. AYUNTAMIENTO DE PUERTO MORELOS
ELABORADO POR LA DIRECCION DE PLANEACION PARA EL DESARROLLO MUNICIPAL

DALDY RAMOS SANCHEZ
AUXILIAR DE CONTROL PRESUPUESTAL



H. AYUNTAMIENTO DE PUERTO MORELOS
REVISADO POR LA TESORERIA MUNICIPAL DIRECCION DE PLANEACION PARA EL DESARROLLO MUNICIPAL

LIC. MOISES N. FERNANDEZ ESPADAS
JEFE DE CONTROL RESUPUESTAL



H. AYUNTAMIENTO DE PUERTO MORELOS
TESORERIA MUNICIPAL
DIRECCION DE PLANEACION PARA EL DESARROLLO MUNICIPAL

LIC. PEDRO VALENCIA LUNA
SUBDIRECTOR DE PLANEACION PARA EL DESARROLLO



PUERTO MORELOS
H. AYUNTAMIENTO 2018-2021
Evoluciona con rumbo!

MUNICIPIO DE PUERTO MORELOS, QUINTANA ROO.

TESORERIA MUNICIPAL

ESTADO ANALITICO DE INGRESOS POR CONCEPTO

EJERCICIO : 2019

DEL 1 DE ENERO AL 30 DE JUNIO DEL 2019

| Ingresos por concepto | Estimado | Adecuaciones | | Modificado | Devengado | Recaudado | Por Devengar | Por Recaudar | % Recaudado Anual | Al Mes | | Ingresos Excedentes |
|--|----------------|---------------|-------------|----------------|----------------|----------------|----------------|---------------|-------------------|----------------|----------------|---------------------|
| | | Ampliaciones | Reducciones | | | | | | | Estimado | Recaudado | |
| | 378,883,458.00 | 23,080,735.30 | 936,773.30 | 401,027,420.00 | 222,409,732.29 | 223,818,263.29 | 178,617,687.71 | -1,408,531.00 | 55.81 | 197,508,180.16 | 223,818,263.29 | 113.32 |
| INGRESOS DERIVADOS DE FINANCIAMIENTOS | 0.00 | 19,000,000.00 | 0.00 | 19,000,000.00 | 19,000,000.00 | 19,000,000.00 | 0.00 | 0.00 | 100.00 | 0.00 | 19,000,000.00 | 0.00 |
| IMPUESTOS | 142,503,498.00 | 0.00 | 0.00 | 142,503,498.00 | 64,608,243.94 | 64,608,243.94 | 77,895,254.06 | 0.00 | 45.34 | 74,543,717.71 | 64,608,243.94 | 86.67 |
| DERECHOS | 79,748,861.00 | 0.00 | 0.00 | 79,748,861.00 | 70,550,926.69 | 70,692,709.69 | 9,197,934.31 | -141,783.00 | 88.64 | 44,817,068.03 | 70,692,709.69 | 157.74 |
| PRODUCTOS | 0.00 | 0.00 | 0.00 | 0.00 | 411,707.04 | 411,707.04 | -411,707.04 | 0.00 | 0.00 | 0.00 | 411,707.04 | 0.00 |
| APROVECHAMIENTOS | 21,334,014.00 | 0.00 | 0.00 | 21,334,014.00 | 2,204,163.62 | 2,204,163.62 | 19,129,850.38 | 0.00 | 10.33 | 10,498,852.00 | 2,204,163.62 | 20.99 |
| INGRESOS POR VENTA DE BIENES Y SERVICIOS | 0.00 | 0.00 | 0.00 | 0.00 | 234,685.00 | 234,685.00 | -234,685.00 | 0.00 | 0.00 | 0.00 | 234,685.00 | 0.00 |
| PARTICIPACIONES Y APORTACIONES | 135,297,085.00 | 4,080,735.30 | 936,773.30 | 138,441,047.00 | 65,400,006.00 | 66,666,754.00 | 73,041,041.00 | -1,266,748.00 | 48.16 | 67,648,542.42 | 66,666,754.00 | 98.55 |
| TRANSFERENCIAS, ASIGNACIONES, SUBSIDIOS Y OTRAS AYUDAS | 0.00 | 0.00 | 0.00 | 0.00 | 0.00 | 0.00 | 0.00 | 0.00 | 0.00 | 0.00 | 0.00 | 0.00 |

ESTADOS UNIDOS MEXICANOS
ELABORADO POR:
H. AYUNTAMIENTO DE PUERTO MORELOS
TESORERIA MUNICIPAL
DIRECCION DE PLANEACION
PARA EL DESARROLLO MUNICIPAL
DALDY RAMOS SANCHEZ
AUXILIAR DE CONTROL PRESUPUESTAL

ESTADOS UNIDOS MEXICANOS
H. AYUNTAMIENTO DE PUERTO MORELOS
TESORERIA MUNICIPAL
DIRECCION DE PLANEACION
PARA EL DESARROLLO MUNICIPAL
LIC. MOISES N. FERNANDEZ ESPADAS
JEFE DE CONTROL RESUPUESTAL

ESTADOS UNIDOS MEXICANOS
H. AYUNTAMIENTO DE PUERTO MORELOS
TESORERIA MUNICIPAL
DIRECCION DE PLANEACION
PARA EL DESARROLLO MUNICIPAL
LIC. PEDRO VALENCIA LUNA
SUBDIRECTOR DE PLANEACION PARA EL DESARROLLO



MUNICIPIO DE PUERTO MORELOS, QUINTANA ROO.
TESORERIA MUNICIPAL
ESTADO ANALITICO DE INGRESOS POR FUENTE Y CONCEPTO
EJERCICIO : 2019
DEL 1 DE ENERO AL 30 DE JUNIO DEL 2019.

| Ingresos por Fuente y Concepto | Estimado | Adecuaciones | | Modificado | Devengado | Recaudado | Por Devengar | | Por Recaudar | | Al Mes | |
|---|-----------------------|----------------------|-------------------|-----------------------|-----------------------|-----------------------|-----------------------|----------|----------------------|----------|-----------------------|-----------------------|
| | | Ampliaciones | Reducciones | | | | Absoluto | Relativo | Absoluto | Relativo | Estimado | Recaudado |
| | 378,883,458.00 | 23,080,735.30 | 936,773.30 | 401,027,420.00 | 222,409,732.29 | 223,818,263.29 | 178,617,687.71 | | -1,408,531.00 | | 197,508,180.16 | 223,818,263.29 |
| INGRESOS PROPIOS | 243,586,373.00 | 19,000,000.00 | 0.00 | 262,586,373.00 | 157,009,726.29 | 157,151,509.29 | 105,576,646.71 | | -141,783.00 | | 129,859,637.74 | 157,151,509.29 |
| IMPUESTOS SOBRE LOS INGRESOS | 196,222.00 | 0.00 | 0.00 | 196,222.00 | 147,573.79 | 147,573.79 | 48,648.21 | | 0.00 | | 98,111.02 | 147,573.79 |
| IMPUESTOS SOBRE EL PATRIMONIO | 124,385,479.00 | 0.00 | 0.00 | 124,385,479.00 | 64,460,670.15 | 64,460,670.15 | 59,924,808.85 | | 0.00 | | 64,970,235.69 | 64,460,670.15 |
| ACCESORIOS | 0.00 | 0.00 | 0.00 | 0.00 | 0.00 | 0.00 | 0.00 | | 0.00 | | 0.00 | 0.00 |
| OTROS IMPUESTOS | 17,921,797.00 | 0.00 | 0.00 | 17,921,797.00 | 0.00 | 0.00 | 17,921,797.00 | | 0.00 | | 9,475,371.00 | 0.00 |
| DERECHOS POR EL USO, GOCE, APROVECHAMIENTO O EXPLOTACION DE BIENES DE DOMINIO PUBLICO | 1,171,543.00 | 0.00 | 0.00 | 1,171,543.00 | 122,638.94 | 122,638.94 | 1,048,904.06 | | 0.00 | | 585,771.48 | 122,638.94 |
| DERECHOS POR PRESTACION DE SERVICIOS | 78,577,318.00 | 0.00 | 0.00 | 78,577,318.00 | 70,136,991.46 | 70,278,774.46 | 8,440,326.54 | | -141,783.00 | | 44,231,296.55 | 70,278,774.46 |
| OTROS DERECHOS | 0.00 | 0.00 | 0.00 | 0.00 | 291,296.29 | 291,296.29 | -291,296.29 | | 0.00 | | 0.00 | 291,296.29 |
| PRODUCTOS DE TIPO CORRIENTE | 0.00 | 0.00 | 0.00 | 0.00 | 411,707.04 | 411,707.04 | -411,707.04 | | 0.00 | | 0.00 | 411,707.04 |
| PRODUCTOS DE CAPITAL | 0.00 | 0.00 | 0.00 | 0.00 | 0.00 | 0.00 | 0.00 | | 0.00 | | 0.00 | 0.00 |
| APROVECHAMIENTOS DE TIPO CORRIENTE | 21,334,014.00 | 0.00 | 0.00 | 21,334,014.00 | 2,204,163.62 | 2,204,163.62 | 19,129,850.38 | | 0.00 | | 10,498,852.00 | 2,204,163.62 |
| INGRESOS POR VENTAS DE BIENES Y SERVICIOS DE ORGANISMOS DESCENTRALIZADOS | 0.00 | 0.00 | 0.00 | 0.00 | 234,685.00 | 234,685.00 | -234,685.00 | | 0.00 | | 0.00 | 234,685.00 |
| SUBSIDIOS Y SUBVENCIONES | 0.00 | 0.00 | 0.00 | 0.00 | 0.00 | 0.00 | 0.00 | | 0.00 | | 0.00 | 0.00 |
| ENDEUDAMIENTO INTERNO | 0.00 | 19,000,000.00 | 0.00 | 19,000,000.00 | 19,000,000.00 | 19,000,000.00 | 0.00 | | 0.00 | | 0.00 | 19,000,000.00 |
| FONDO DE APORTACIONES PARA LA INFRAESTRUCTURA SOCIAL MUNICIPAL | 5,619,020.00 | 1,396,946.30 | 936,773.30 | 6,079,193.00 | 3,647,508.00 | 3,647,508.00 | 2,431,685.00 | | 0.00 | | 2,809,510.02 | 3,647,508.00 |
| APORTACIONES | 5,619,020.00 | 1,396,946.30 | 936,773.30 | 6,079,193.00 | 3,647,508.00 | 3,647,508.00 | 2,431,685.00 | | 0.00 | | 2,809,510.02 | 3,647,508.00 |
| FAFM | 12,254,503.00 | 89,666.00 | 0.00 | 12,344,169.00 | 6,172,080.00 | 6,172,080.00 | 6,172,089.00 | | 0.00 | | 6,127,251.48 | 6,172,080.00 |
| APORTACIONES | 12,254,503.00 | 89,666.00 | 0.00 | 12,344,169.00 | 6,172,080.00 | 6,172,080.00 | 6,172,089.00 | | 0.00 | | 6,127,251.48 | 6,172,080.00 |
| PARTICIPACIONES | 92,837,417.00 | 2,594,123.00 | 0.00 | 95,431,540.00 | 43,257,413.00 | 44,524,161.00 | 52,174,127.00 | | -1,266,748.00 | | 46,418,708.46 | 44,524,161.00 |
| PARTICIPACIONES | 67,725,248.00 | 2,594,123.00 | 0.00 | 70,319,371.00 | 39,743,291.00 | 41,010,039.00 | 30,576,080.00 | | -1,266,748.00 | | 33,862,623.96 | 41,010,039.00 |
| APORTACIONES | 19,638,281.00 | 0.00 | 0.00 | 19,638,281.00 | 43,236.00 | 43,236.00 | 19,595,045.00 | | 0.00 | | 9,819,140.52 | 43,236.00 |
| CONVENIOS | 5,473,888.00 | 0.00 | 0.00 | 5,473,888.00 | 3,470,886.00 | 3,470,886.00 | 2,003,002.00 | | 0.00 | | 2,736,943.98 | 3,470,886.00 |
| SUBSIDIOS Y SUBVENCIONES | 0.00 | 0.00 | 0.00 | 0.00 | 0.00 | 0.00 | 0.00 | | 0.00 | | 0.00 | 0.00 |
| PROVISIONES SALARIALES Y ECONÓMICAS | 0.00 | 0.00 | 0.00 | 0.00 | 0.00 | 0.00 | 0.00 | | 0.00 | | 0.00 | 0.00 |
| SUBSIDIOS Y SUBVENCIONES | 0.00 | 0.00 | 0.00 | 0.00 | 0.00 | 0.00 | 0.00 | | 0.00 | | 0.00 | 0.00 |
| APORTACION FEDERAL DE LA SEDATU | 0.00 | 0.00 | 0.00 | 0.00 | 0.00 | 0.00 | 0.00 | | 0.00 | | 0.00 | 0.00 |
| SUBSIDIOS Y SUBVENCIONES | 0.00 | 0.00 | 0.00 | 0.00 | 0.00 | 0.00 | 0.00 | | 0.00 | | 0.00 | 0.00 |
| APORTACIONES | 0.00 | 0.00 | 0.00 | 0.00 | 0.00 | 0.00 | 0.00 | | 0.00 | | 0.00 | 0.00 |
| APORTACIONES | 0.00 | 0.00 | 0.00 | 0.00 | 0.00 | 0.00 | 0.00 | | 0.00 | | 0.00 | 0.00 |

Real

[Signature]



[Signature]







PUERTO MORELOS
 EL AYUNTAMIENTO 2018-2021
Evoluciona con rumbo!

MUNICIPIO DE PUERTO MORELOS, QUINTANA ROO.
TESORERIA MUNICIPAL
 ESTADO ANALITICO DE INGRESOS POR FUENTE Y CONCEPTO
 EJERCICIO : 2019
 DEL 1 DE ENERO AL 30 DE JUNIO DEL 2019

| Ingresos por Fuente y Concepto | Estimado | Adecuaciones | | Modificado | Devengado | Recaudado | Por Devengar | | Por Recaudar | | Al Mes | |
|---|----------------|---------------|-------------|----------------|----------------|----------------|----------------|----------|---------------|----------|----------------|----------------|
| | | Ampliaciones | Reducciones | | | | Absoluto | Relativo | Absoluto | Relativo | Estimado | Recaudado |
| | 378,883,458.00 | 23,080,735.30 | 936,773.30 | 401,027,420.00 | 222,409,732.29 | 223,818,263.29 | 178,617,687.71 | | -1,408,531.00 | | 197,508,180.16 | 223,818,263.29 |
| RAMO 21.- TURISMO | 0.00 | 0.00 | 0.00 | 0.00 | 0.00 | 0.00 | 0.00 | | 0.00 | | 0.00 | 0.00 |
| APORTACIONES | 0.00 | 0.00 | 0.00 | 0.00 | 0.00 | 0.00 | 0.00 | | 0.00 | | 0.00 | 0.00 |
| FONDO DE FOMENTO MUNICIPAL | 17,860,111.00 | 0.00 | 0.00 | 17,860,111.00 | 9,088,553.00 | 9,088,553.00 | 8,771,558.00 | | 0.00 | | 8,930,055.48 | 9,088,553.00 |
| PARTICIPACIONES | 17,860,111.00 | 0.00 | 0.00 | 17,860,111.00 | 9,088,553.00 | 9,088,553.00 | 8,771,558.00 | | 0.00 | | 8,930,055.48 | 9,088,553.00 |
| IMPUESTO ESPECIAL SOBRE PRODUCCION Y SERVICIOS | 2,660,264.00 | 0.00 | 0.00 | 2,660,264.00 | 1,509,563.00 | 1,509,563.00 | 1,150,701.00 | | 0.00 | | 1,330,132.02 | 1,509,563.00 |
| PARTICIPACIONES | 2,660,264.00 | 0.00 | 0.00 | 2,660,264.00 | 1,509,563.00 | 1,509,563.00 | 1,150,701.00 | | 0.00 | | 1,330,132.02 | 1,509,563.00 |
| FONDO DE COMPENSACION DEL ISAN | 431,547.00 | 0.00 | 0.00 | 431,547.00 | 213,547.00 | 213,547.00 | 218,000.00 | | 0.00 | | 215,773.50 | 213,547.00 |
| PARTICIPACIONES | 431,547.00 | 0.00 | 0.00 | 431,547.00 | 213,547.00 | 213,547.00 | 218,000.00 | | 0.00 | | 215,773.50 | 213,547.00 |
| PARTICIPACIONES DE GASOLINA Y DIESEL | 1,805,140.00 | 0.00 | 0.00 | 1,805,140.00 | 714,682.00 | 714,682.00 | 1,090,458.00 | | 0.00 | | 902,569.98 | 714,682.00 |
| PARTICIPACIONES | 1,805,140.00 | 0.00 | 0.00 | 1,805,140.00 | 714,682.00 | 714,682.00 | 1,090,458.00 | | 0.00 | | 902,569.98 | 714,682.00 |
| IMPUESTO SOBRE TENENCIA O USO DE VEHICULOS | 3,763.00 | 0.00 | 0.00 | 3,763.00 | 2,586.00 | 2,586.00 | 1,177.00 | | 0.00 | | 1,881.48 | 2,586.00 |
| PARTICIPACIONES | 3,763.00 | 0.00 | 0.00 | 3,763.00 | 2,586.00 | 2,586.00 | 1,177.00 | | 0.00 | | 1,881.48 | 2,586.00 |
| IMPUESTO SOBRE AUTOMOVILES NUEVOS | 1,825,320.00 | 0.00 | 0.00 | 1,825,320.00 | 794,074.00 | 794,074.00 | 1,031,246.00 | | 0.00 | | 912,660.00 | 794,074.00 |
| PARTICIPACIONES | 1,825,320.00 | 0.00 | 0.00 | 1,825,320.00 | 794,074.00 | 794,074.00 | 1,031,246.00 | | 0.00 | | 912,660.00 | 794,074.00 |


 ELABORO

 AYUNTAMIENTO DE PUERTO MORELOS
 TRESORERIA MUNICIPAL
 DIRECCION DE PLANEACION
 PARA EL DESARROLLO MUNICIPAL
DALDY RAMOS SANCHEZ
 AUXILIAR DE CONTROL PRESUPUESTAL


 REVISO

 AYUNTAMIENTO DE PUERTO MORELOS
 TRESORERIA MUNICIPAL
 DIRECCION DE PLANEACION
 PARA EL DESARROLLO MUNICIPAL
LIC. MOISES R. FERNANDEZ ESPADAS
 JEFE DE CONTROL RESUPUESTAL


 AYUNTAMIENTO DE PUERTO MORELOS
 AUTONOMIA MUNICIPAL
 DIRECCION DE PLANEACION
 PARA EL DESARROLLO MUNICIPAL

LIC. PEDRO VALENCIA LUNA
 SUBDIRECTOR DE PLANEACION PARA EL DESARROLLO