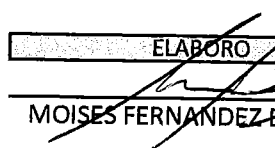



MUNICIPIO DE PUERTO MORELOS, QUINTANA ROO.
TESORERIA MUNICIPAL
ESTADO ANALITICO DE INGRESOS POR FUENTE Y CONCEPTO
EJERCICIO : 2018
DEL 1 DE ENERO AL 30 DE JUNIO DEL 2018

Ingresos por Fuente y Concepto	Estimado	Adecuaciones		Modificado	Devengado	Recaudado	Por Devengar		Por Recaudar		Al Mes	
		Ampliaciones	Reducciones				Absoluto	Relativo	Absoluto	Relativo	Estimado	Recaudado
INGRESOS PROPIOS	201,759,175.99	0.00	0.00	201,759,175.99	116,836,221.61	116,836,221.61	85,122,954.38	0.00	0.00	177,348,319.80	180,273,833.53	
IMPUESTOS SOBRE LOS INGRESOS	140,700.00	0.00	0.00	140,700.00	213,786.01	213,786.01	-73,086.01	0.00	0.00	117,499,077.28	116,836,221.61	
IMPUESTOS SOBRE EL PATRIMONIO	116,551,660.00	0.00	0.00	116,551,660.00	49,072,247.33	49,072,247.33	67,479,412.67	0.00	0.00	61,141,061.00	49,072,247.33	
ACCESORIOS	0.00	0.00	0.00	0.00	0.00	0.00	0.00	0.00	0.00	0.00	0.00	
OTROS IMPUESTOS	15,189,555.00	0.00	0.00	15,189,555.00	0.00	0.00	15,189,555.00	0.00	0.00	9,759,967.00	0.00	
DERECHOS POR EL USO, GOCE, APROVECHAMIENTO O EXPLOTACION DE BIENES DE DOMINIO PUBLICO	2,497,434.00	0.00	0.00	2,497,434.00	410,299.35	410,299.35	2,087,134.65	0.00	0.00	1,248,716.98	410,299.35	
DERECHOS POR PRESTACION DE SERVICIOS	63,064,466.00	0.00	0.00	63,064,466.00	61,893,379.54	61,893,379.54	1,171,086.46	0.00	0.00	43,430,278.80	61,893,379.54	
OTROS DERECHOS	0.00	0.00	0.00	0.00	56,227.60	56,227.60	-56,227.60	0.00	0.00	0.00	56,227.60	
PRODUCTOS DE TIPO CORRIENTE	125,321.00	0.00	0.00	125,321.00	141,385.43	141,385.43	-16,064.43	0.00	0.00	62,660.50	141,385.43	
PRODUCTOS DE CAPITAL	0.00	0.00	0.00	0.00	0.00	0.00	0.00	0.00	0.00	0.00	0.00	
APROVECHAMIENTOS DE TIPO CORRIENTE	4,190,039.99	0.00	0.00	4,190,039.99	4,617,346.35	4,617,346.35	-427,306.36	0.00	0.00	1,786,042.98	4,617,346.35	
APROVECHAMIENTOS DE CAPITAL	0.00	0.00	0.00	0.00	0.00	0.00	0.00	0.00	0.00	0.00	0.00	
INGRESOS POR VENTAS DE BIENES Y SERVICIOS DE ORGANISMOS DESCENTRALIZADOS	0.00	0.00	0.00	0.00	231,550.00	231,550.00	-231,550.00	0.00	0.00	0.00	0.00	
SUBSIDIOS Y SUBVENCIONES	0.00	0.00	0.00	0.00	0.00	0.00	0.00	0.00	0.00	0.00	231,550.00	
FONDO DE APORTACIONES PARA LA INFRAESTRUCTURA SOCIAL MUNICIPAL	5,364,600.00	0.00	463,809.00	4,900,791.00	2,940,468.00	2,940,468.00	1,960,323.00	0.00	0.00	3,218,760.00	2,940,468.00	
APORTACIONES	5,364,600.00	0.00	463,809.00	4,900,791.00	2,940,468.00	2,940,468.00	1,960,323.00	0.00	0.00	3,218,760.00	2,940,468.00	
FAFM	11,999,510.00	0.00	1,279,256.00	10,720,254.00	5,360,124.00	5,360,124.00	5,360,130.00	0.00	0.00	5,999,755.00	5,360,124.00	
APORTACIONES	11,999,510.00	0.00	1,279,256.00	10,720,254.00	5,360,124.00	5,360,124.00	5,360,130.00	0.00	0.00	5,999,755.00	5,360,124.00	
PARTICIPACIONES	74,855,900.00	0.00	0.00	74,855,900.00	40,739,733.64	40,739,733.64	34,116,166.36	0.00	0.00	37,427,950.00	40,739,733.64	
PARTICIPACIONES	69,617,730.00	0.00	0.00	69,617,730.00	40,739,733.64	40,739,733.64	28,877,996.36	0.00	0.00	34,808,865.00	40,739,733.64	
CONVENIOS	0.00	0.00	0.00	0.00	0.00	0.00	0.00	0.00	0.00	0.00	0.00	
SUBSIDIOS Y SUBVENCIONES	5,238,170.00	0.00	0.00	5,238,170.00	0.00	0.00	5,238,170.00	0.00	0.00	2,619,085.00	0.00	
APORTACION FEDERAL DE LA SEDATU	0.00	0.00	0.00	0.00	910,563.67	910,563.67	-910,563.67	0.00	0.00	0.00	910,563.67	
SUBSIDIOS Y SUBVENCIONES	0.00	0.00	0.00	0.00	910,563.67	910,563.67	-910,563.67	0.00	0.00	0.00	910,563.67	
APORTACIONES	0.00	0.00	0.00	0.00	0.00	0.00	0.00	0.00	0.00	0.00	0.00	
APORTACIONES	0.00	0.00	0.00	0.00	0.00	0.00	0.00	0.00	0.00	0.00	0.00	
RAMO 21.- TURISMO	0.00	0.00	0.00	0.00	1,500,000.00	1,500,000.00	-1,500,000.00	0.00	0.00	0.00	1,500,000.00	
APORTACIONES	0.00	0.00	0.00	0.00	1,500,000.00	1,500,000.00	-1,500,000.00	0.00	0.00	0.00	1,500,000.00	

ELABORO

MOISES FERNANDEZ ESPADA
H. AYUNTAMIENTO DE
PUERTO MORELOS
2016-2018
TESORERIA MUNICIPAL

REVISO

ELIGIO SIERRA PEÑA
H. AYUNTAMIENTO DE
PUERTO MORELOS
2016-2018
TESORERIA MUNICIPAL

MUNICIPIO DE PUERTO MORELOS, QUINTANA ROO.
TESORERIA MUNICIPAL
ESTADO ANALITICO DE INGRESOS POR FUENTE Y CONCEPTO
EJERCICIO : 2018
DEL 1 DE ENERO AL 30 DE JUNIO DEL 2018

Ingresos por Fuente y Concepto	Estimado	Adecuaciones		Modificado	Devengado	Recaudado	Por Devengar		Por Recaudar		Al Mes	
		Ampliaciones	Reducciones				Absoluto	Relativo	Absoluto	Relativo	Estimado	Recaudado
FONDO DE FOMENTO MUNICIPAL	320,380,740.99	0.00	1,743,065.00	318,637,675.99	180,273,833.53	180,273,833.53	138,363,842.46		0.00		177,346,319.80	180,273,833.53
PARTICIPACIONES	17,899,909.00	0.00	0.00	17,899,909.00	8,651,204.67	8,651,204.67	9,248,704.33		0.00		8,949,954.52	8,651,204.67
IMPUESTO ESPECIAL SOBRE PRODUCCION Y SERVICIOS	17,899,909.00	0.00	0.00	17,899,909.00	8,651,204.67	8,651,204.67	9,248,704.33		0.00		8,949,954.52	8,651,204.67
PARTICIPACIONES	3,694,698.00	0.00	0.00	3,694,698.00	1,250,778.55	1,250,778.55	2,443,919.45		0.00		1,847,349.00	1,250,778.55
FONDO DE COMPENSACION DEL ISAN	3,694,698.00	0.00	0.00	3,694,698.00	1,250,778.55	1,250,778.55	2,443,919.45		0.00		1,847,349.00	1,250,778.55
PARTICIPACIONES	444,522.00	0.00	0.00	444,522.00	216,099.63	216,099.63	228,422.37		0.00		222,261.00	216,099.63
PARTICIPACIONES DE GASOLINA Y DIESEL	444,522.00	0.00	0.00	444,522.00	216,099.63	216,099.63	228,422.37		0.00		222,261.00	216,099.63
PARTICIPACIONES	2,392,602.00	0.00	0.00	2,392,602.00	1,152,217.88	1,152,217.88	1,240,384.12		0.00		1,196,301.00	1,152,217.88
IMPUESTO SOBRE TENENCIA O USO DE VEHICULOS	2,392,602.00	0.00	0.00	2,392,602.00	1,152,217.88	1,152,217.88	1,240,384.12		0.00		1,196,301.00	1,152,217.88
PARTICIPACIONES	11,018.00	0.00	0.00	11,018.00	3,678.00	3,678.00	7,340.00		0.00		5,509.00	3,678.00
IMPUESTO SOBRE AUTOMOVILES NUEVOS	11,018.00	0.00	0.00	11,018.00	3,678.00	3,678.00	7,340.00		0.00		5,509.00	3,678.00
PARTICIPACIONES	1,958,806.00	0.00	0.00	1,958,806.00	912,743.88	912,743.88	1,046,062.12		0.00		979,403.02	912,743.88
PARTICIPACIONES	1,958,806.00	0.00	0.00	1,958,806.00	912,743.88	912,743.88	1,046,062.12		0.00		979,403.02	912,743.88

ESTADOS UNIDOS MEXICANOS

ELABORO

MOISES FERNANDEZ ESPADAS
AYUNTAMIENTO DE
PUERTO MORELOS
2016-2018
TESORERIA MUNICIPAL



ESTADOS UNIDOS MEXICANOS


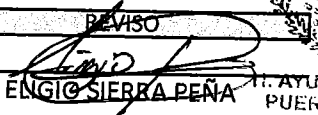
REVISO

ELIGIO SIERRA PENA
AYUNTAMIENTO DE
PUERTO MORELOS
2016-2018
TESORERIA MUNICIPAL

MUNICIPIO DE PUERTO MORELOS, QUINTANA ROO.
TESORERIA MUNICIPAL
ESTADO ANALITICO DE INGRESOS POR CONCEPTO
EJERCICIO : 2018
DEL 1 DE ENERO AL 30 DE JUNIO DEL 2018

Ingresos por concepto	Estimado	Adecuaciones		Modificado	Devengado	Recaudado	Por Devengar	Por Recaudar	% Recaudado Anual	Al Mes		Ingresos Excedentes
		Amplicaciones	Reducciones							Estimado	Recaudado	
IMPUESTOS	320,380,740.99	0.00	1,743,065.00	318,637,675.99	180,273,833.53	180,273,833.53	138,363,842.46	0.00	56.58	177,346,319.80	180,273,833.53	101.85
DERECHOS	131,881,915.00	0.00	0.00	131,881,915.00	49,286,033.34	49,286,033.34	82,595,881.66	0.00	37.37	70,971,378.00	49,286,033.34	69.44
PRODUCTOS	65,561,900.00	0.00	0.00	65,561,900.00	62,359,906.49	62,359,906.49	3,201,993.51	0.00	95.12	44,678,995.78	62,359,906.49	139.57
APROVECHAMIENTOS	125,321.00	0.00	0.00	125,321.00	141,385.43	141,385.43	-16,064.43	0.00	112.82	62,660.50	141,385.43	225.64
INGRESOS POR VENTA DE BIENES Y SERVICIOS	4,190,039.99	0.00	0.00	4,190,039.99	4,617,346.35	4,617,346.35	-427,306.36	0.00	110.20	1,786,042.98	4,617,346.35	258.52
INGRESOS POR VENTA DE BIENES Y SERVICIOS	0.00	0.00	0.00	0.00	231,550.00	231,550.00	-231,550.00	0.00	0.00	0.00	231,550.00	0.00
PARTICIPACIONES Y APORTACIONES	118,621,565.00	0.00	1,743,065.00	116,878,500.00	62,727,048.25	62,727,048.25	54,151,451.75	0.00	53.67	59,847,242.54	62,727,048.25	104.81
TRANSFERENCIAS, ASIGNACIONES, SUBSIDIOS Y OTRAS AYUDAS	0.00	0.00	0.00	0.00	910,563.67	910,563.67	-910,563.67	0.00	0.00	0.00	910,563.67	0.00


 ELABORO

 MOISES FERNANDEZ ESPADAS
 AYUNTAMIENTO DE
 PUERTO MORELOS
 2016-2018
 TESORERIA MUNICIPAL


 REVISO

 ENGIO SIERRA PEÑA
 AYUNTAMIENTO DE
 PUERTO MORELOS
 2016-2018
 TESORERIA MUNICIPAL